



Mi | MODERN INFRASTRUCTURE DECISIONS
APRIL 11, 2013 NYC



APPLICATION RESILIENCY

How to Augment Uptime and Availability with the Cloud

Kris Bliesner
CEO, 2nd Watch


2nd Watch – The Leader in IaaS Implementations



PREMIER CONSULTING PARTNER

- 1) Largest Systems Integrator for AWS
- 2) Over 200 projects in 2012 on AWS
- 3) Focus on Enterprise IT Operations

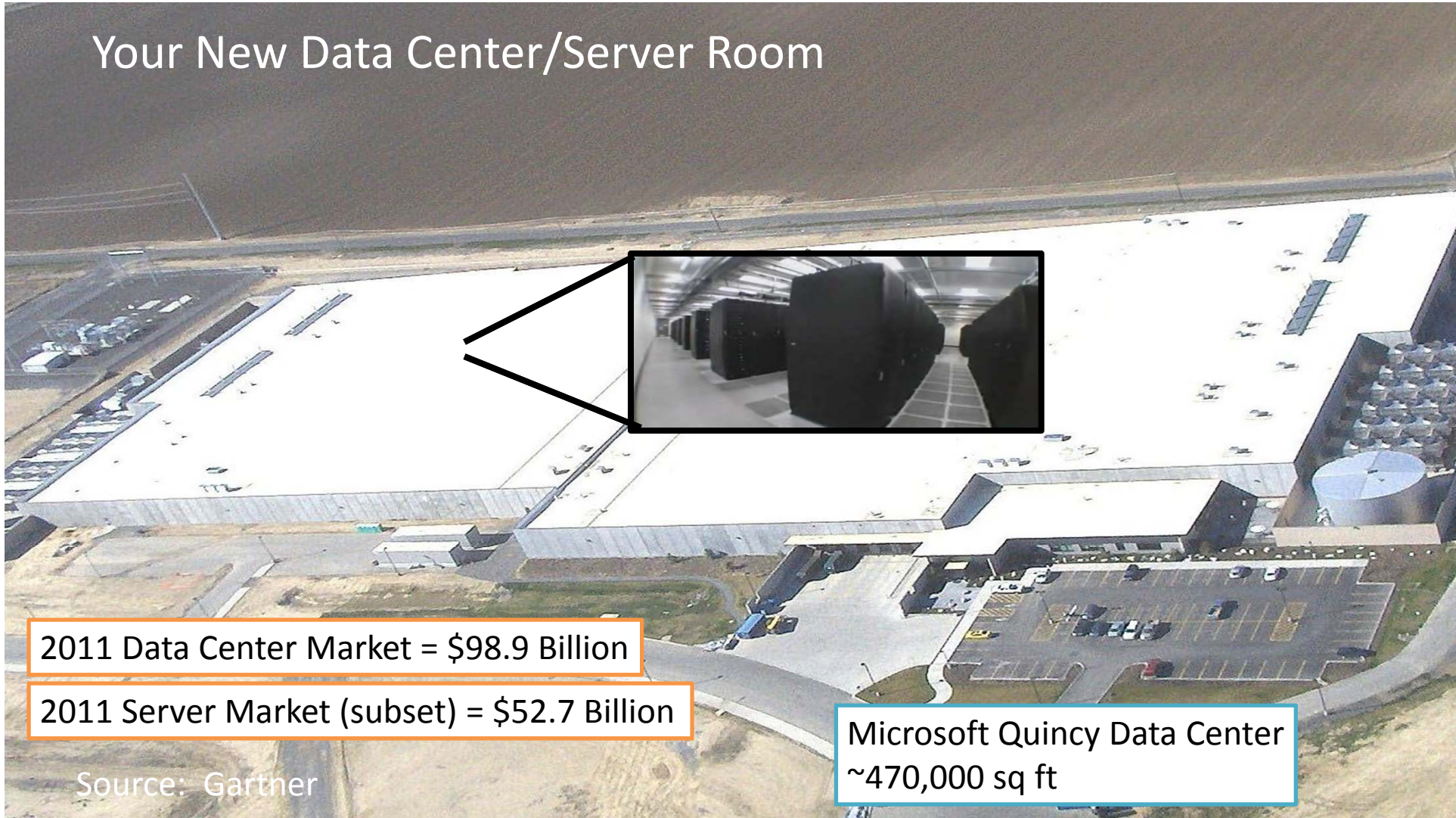
What Your IT Infrastructure Used to Look Like:



What Your New IT Infrastructure Looks Like:



Your New Data Center/Server Room



2011 Data Center Market = \$98.9 Billion

2011 Server Market (subset) = \$52.7 Billion

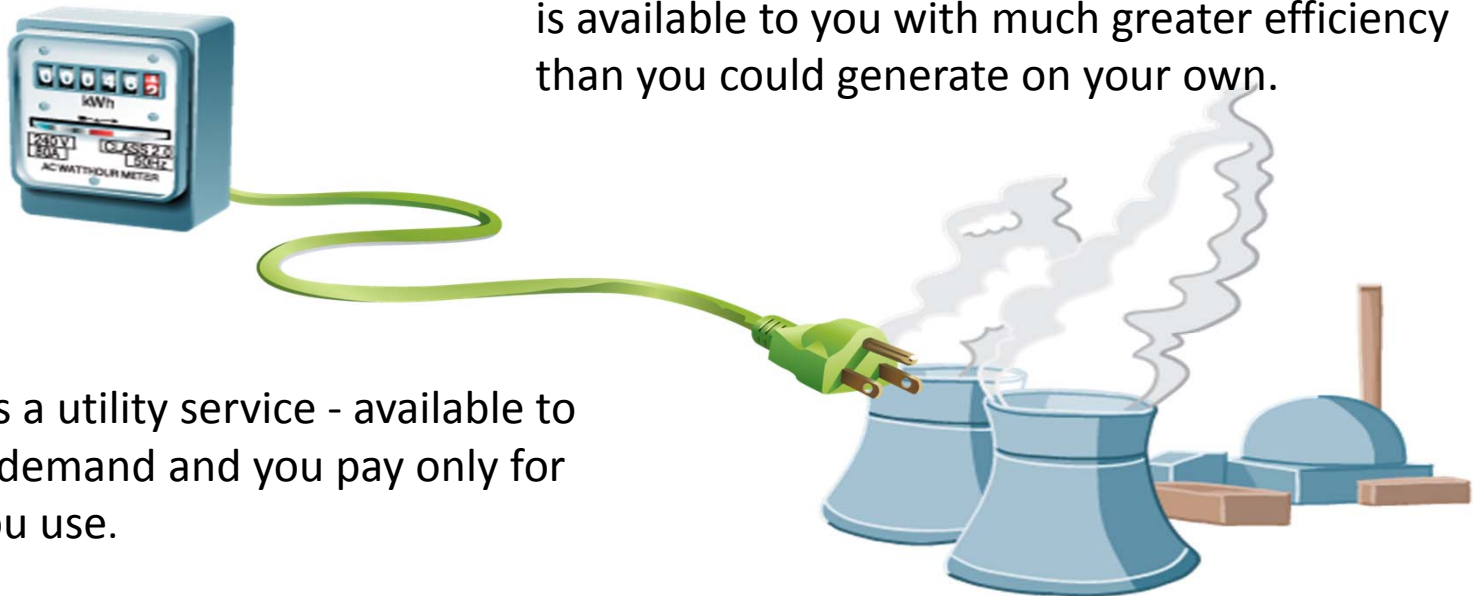
Source: Gartner

Microsoft Quincy Data Center
~470,000 sq ft

What is Cloud Computing?

An analogy: think of electricity services...

You simply plug into a vast electrical grid managed by experts to get a low cost. Reliable power supply is available to you with much greater efficiency than you could generate on your own.



Power is a utility service - available to you on-demand and you pay only for what you use.

What is Cloud Computing? (Continued)

Cloud computing is also a utility service, giving you access to technology resources managed by experts and available on-demand.



You simply access these services over the internet or via VPN, with no up-front costs and you pay only for the resources you use.

Drivers of Cloud Adoption



- Mobility
- Innovation
- Lower costs
- Need for agility
- Business continuity
- Core competencies



Attributes of Public Cloud IaaS

- No capital expenditure
- Pay as you go and pay only for what you use
- True elastic capacity; scale up and down
- Improves time to market
- You get to focus your engineering resources on what differentiates you vs. managing the undifferentiated infrastructure resources



Time is everything



- By the hour cost model changes everything
- Batch processing
- Backup/recovery
- Elastic capacity
- “By the hour” + elasticity = unlimited infrastructure (When I need it)

Enterprise Architecture is Still Important



- Performance requirements
 - Uptime requirements
 - Cost requirements
 - Security and compliance requirements
-

Who is Responsible for What?

Cloud Provider


- Facilities
- Physical security
- Physical infrastructure
- Network infrastructure
- Virtualization infrastructure

2nd Watch or Customer

- Architecture build
- Engineering build
- Security groups
- Firewalls
- Network configuration
- Monitoring and reporting



Customer

- Operating system
 - Application
 - Application development
 - Application fixes/patches
 - Customer contact
 - Compliance
- 

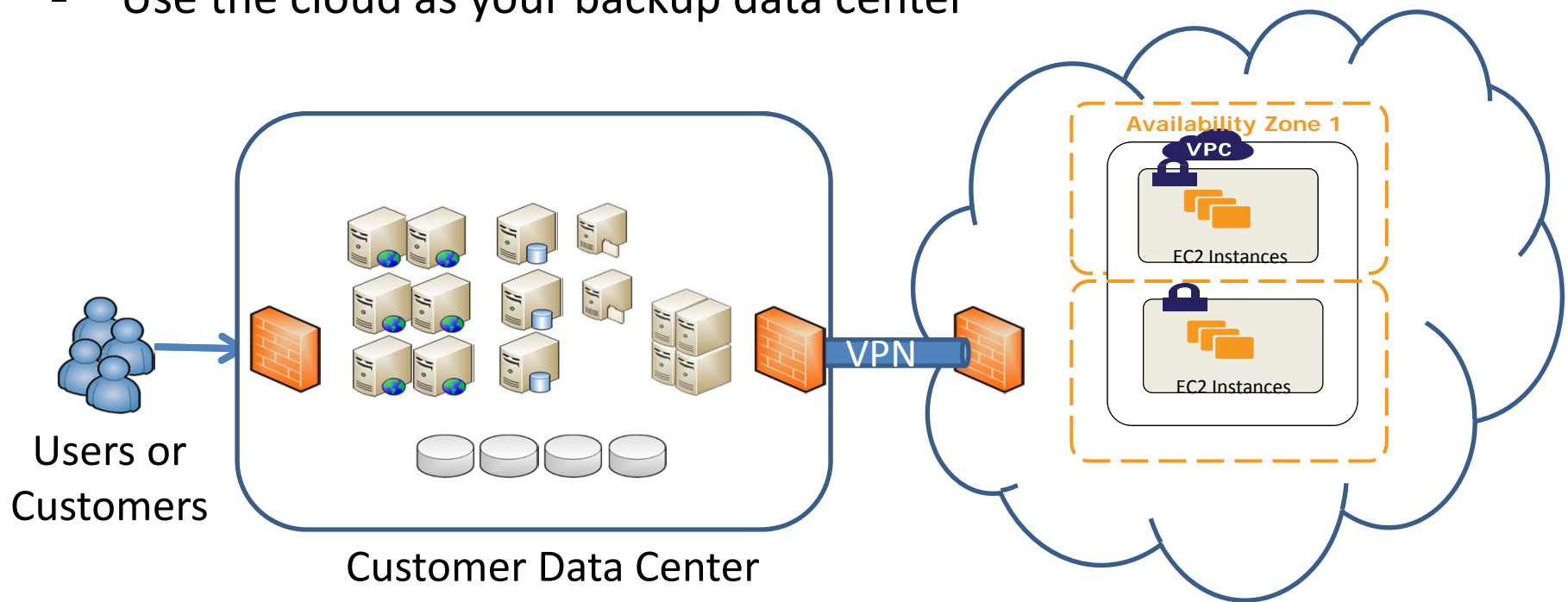


COMMON SCENARIOS

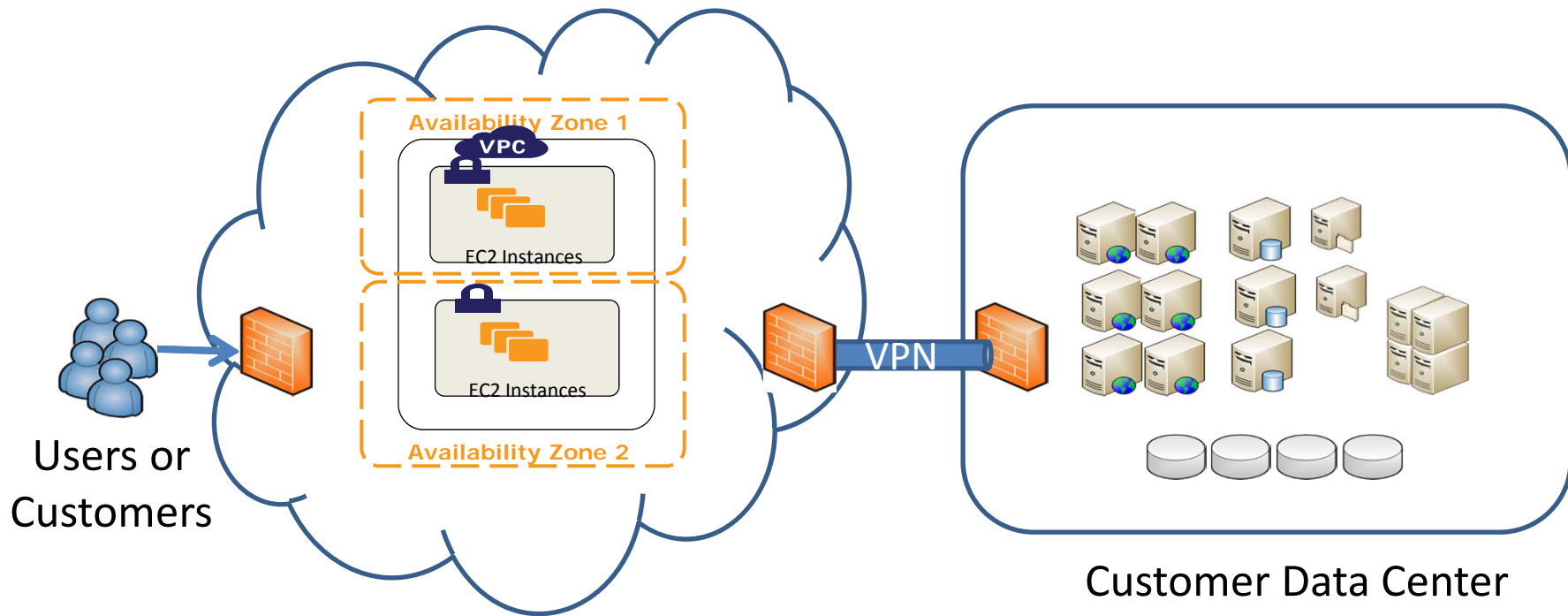


Extend Your Data Center with the Cloud

- Add capacity!
- Use the cloud as your backup data center



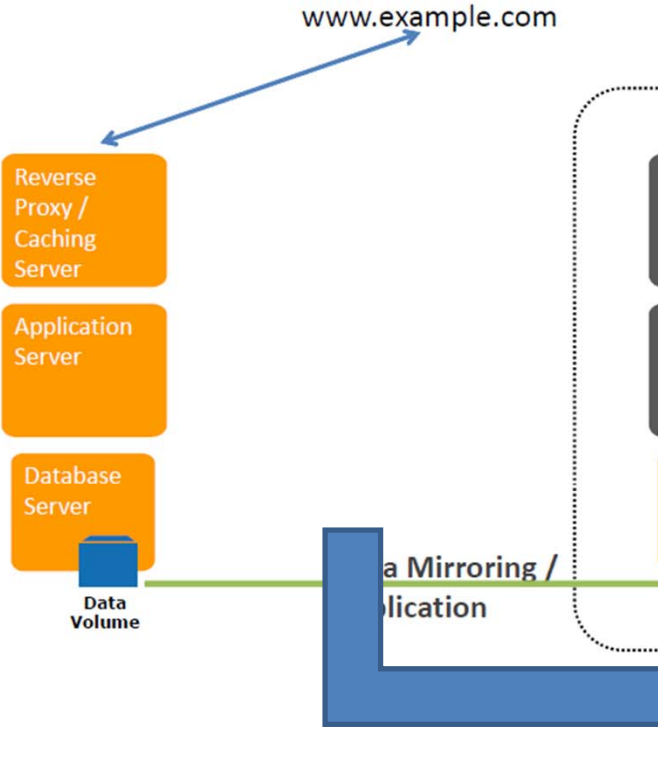
Front-end Your Large Application from the Cloud



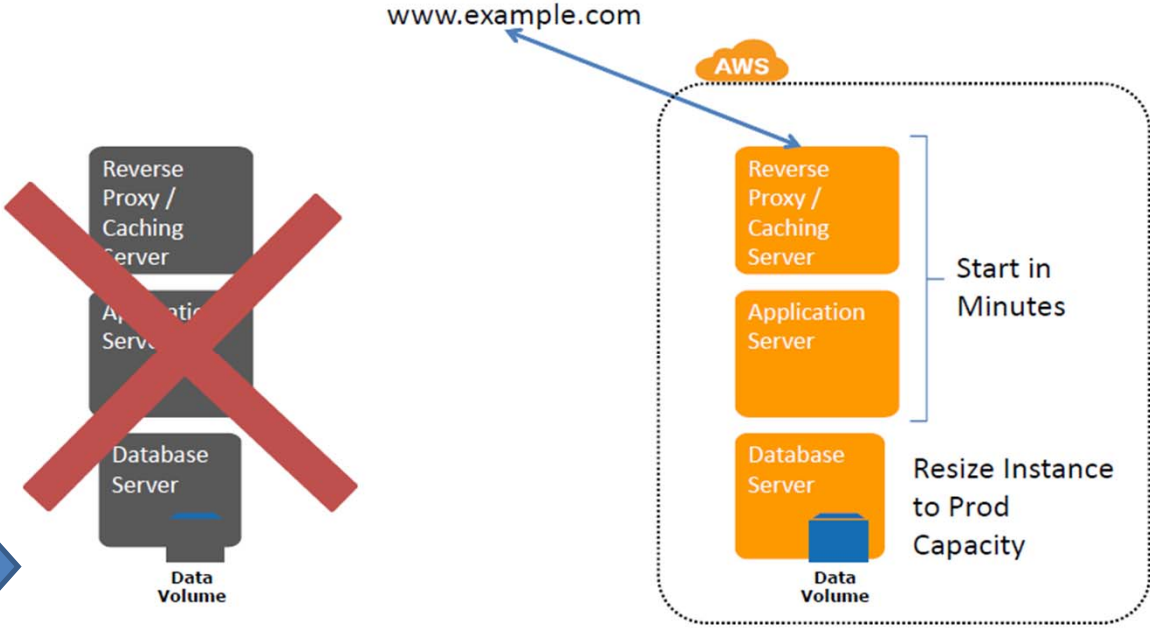


What is a Pilot Light?

“Pilot Light” in Non-DR Phase



“Pilot Light” in Recovered Phase



Advantages of a Pilot Light DR Scenario

- **Warm standby for the price of cold storage**
 - Or Less!
- **Super fast recovery time**
 - Entire recovery process could be 1-3 hours
- **Data replication can keep critical systems in sync**
- **Tip: include full domain controller to ensure all accounts are replicated and can be used at time of event for definitive source.**



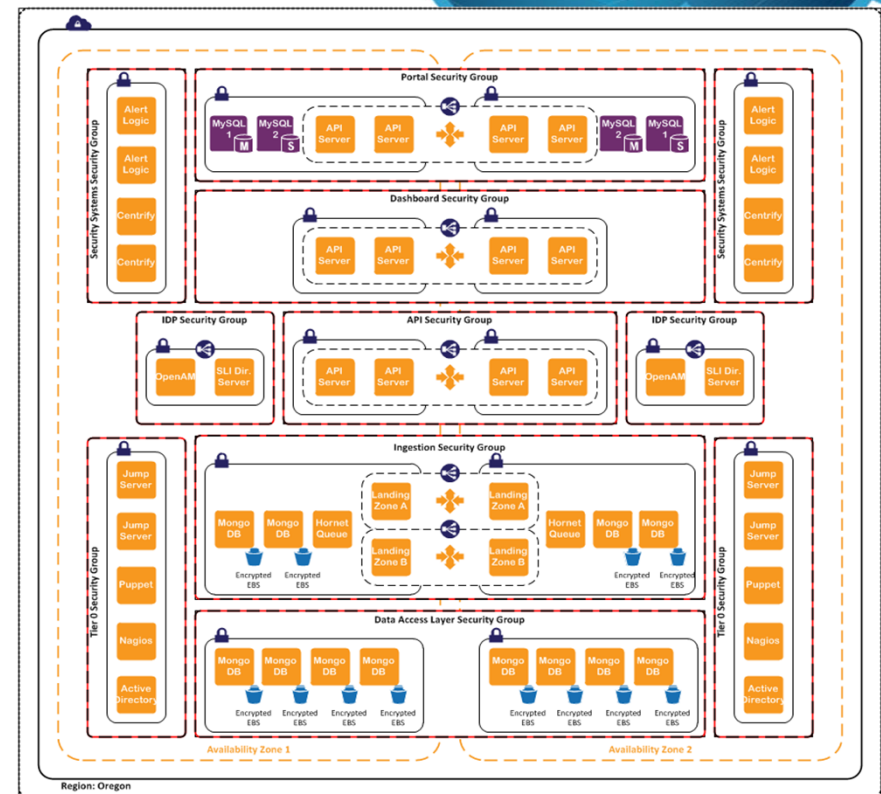
High Availability in the Cloud!

- **Plan for failure at any level**
 - Services within a data center can fail
- **Know how resilient your cloud service provider is**
 - Example: AWS Regions are N+2 (minimum)
 - Azure Regions are N
- **Use cloud services that scale across data centers**
- **Test your resiliency**
 - Chaos Monkey - now available



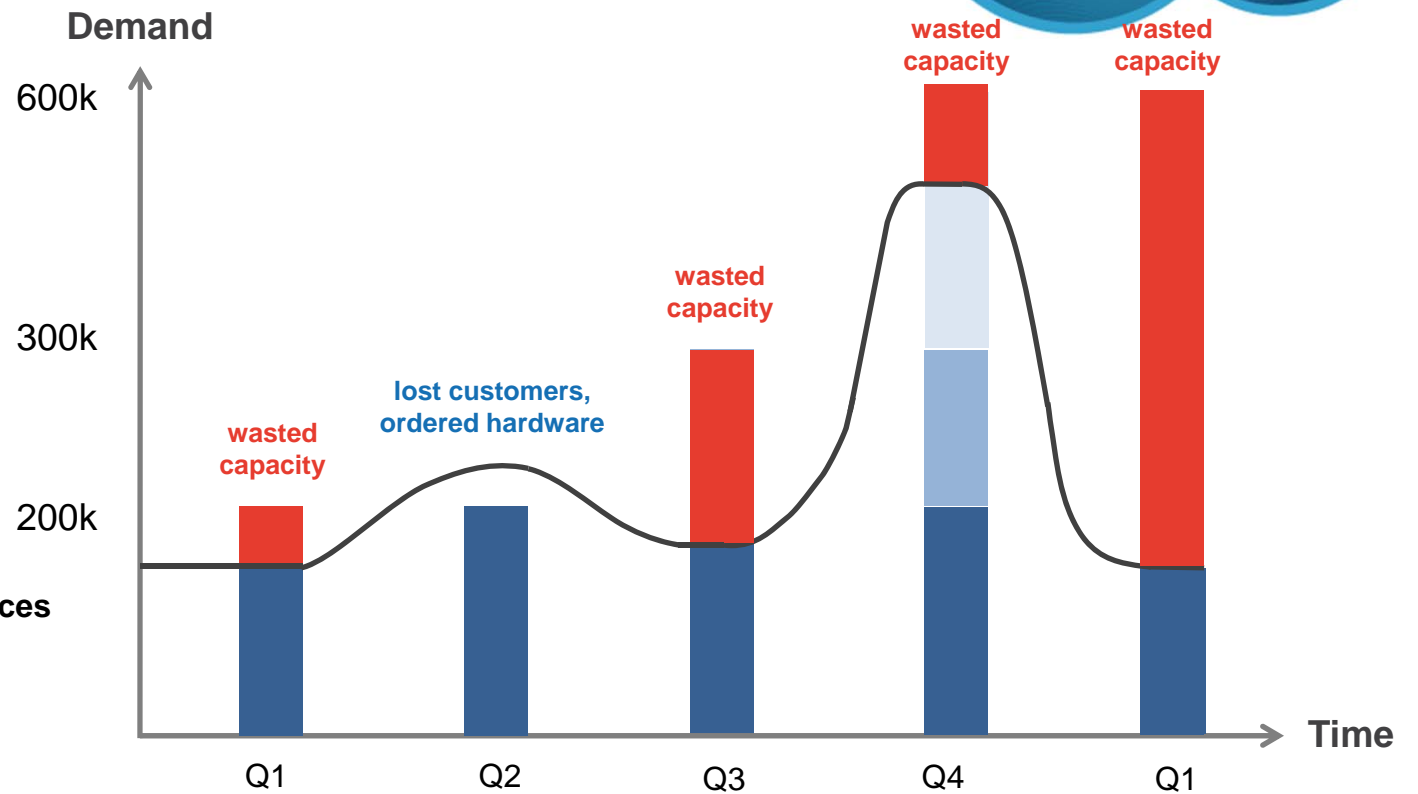
High Availability Example

- HA at each tier
- Autoscaling at web and API tier to support dynamic site load
- High data security requirements – HA at IDS, log management and auditing tiers
- Can lose entire data center and maintain production load



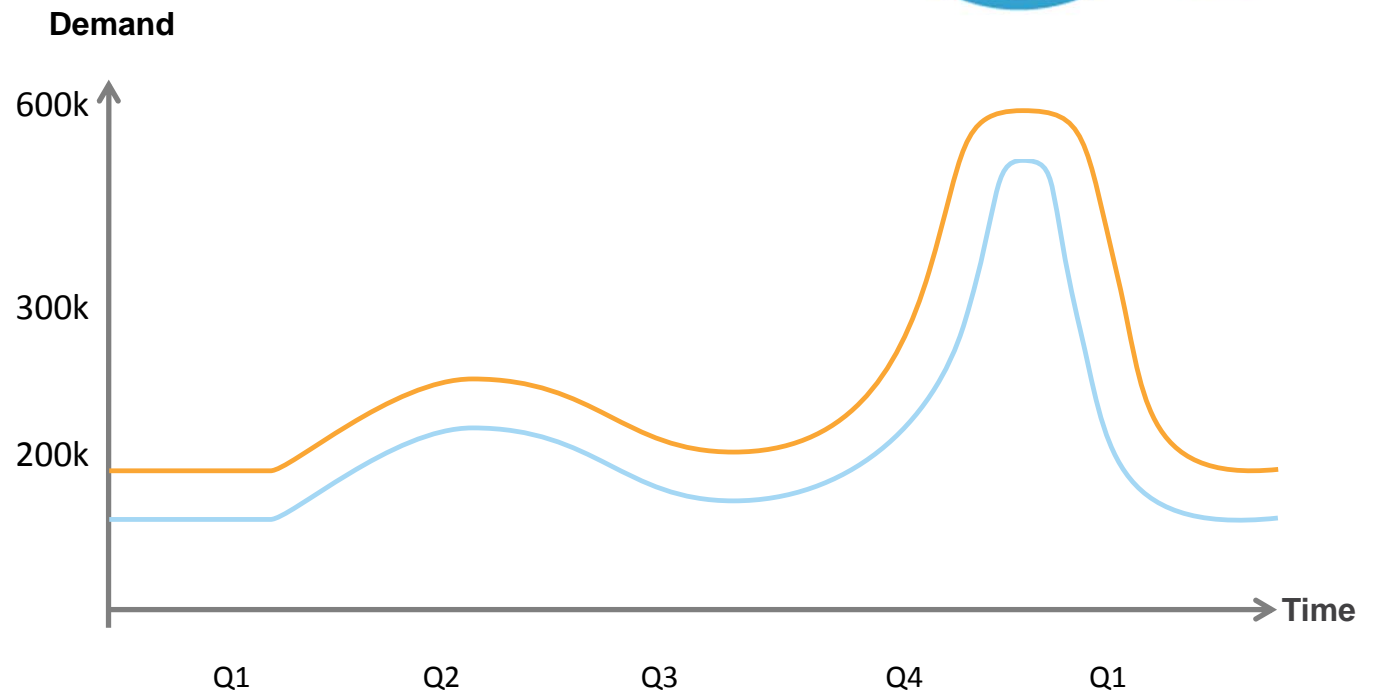
Maintaining on-premises infrastructure for peak demand is expensive

■ Capacity of resources
— Actual demand



AWS enables companies to match resources to demand

— AWS
— Demand





HOW DO I APPLY THE NEW COST MODEL?

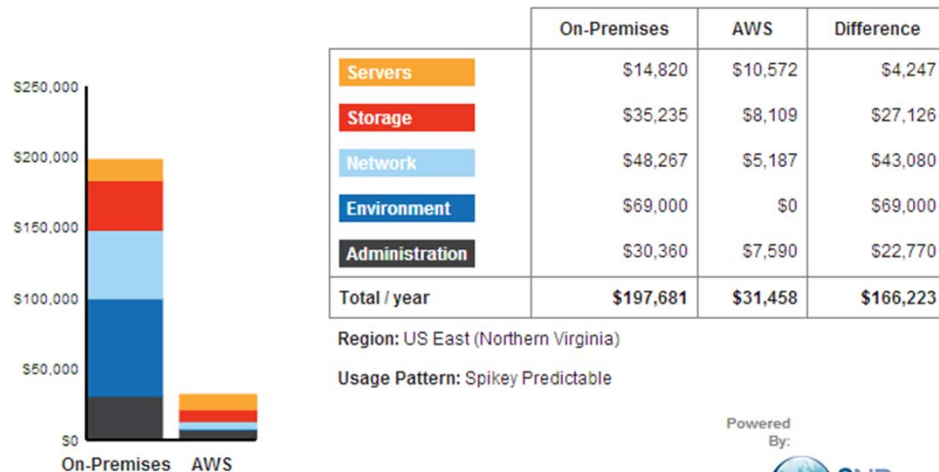


Use Tools Like TCO Calculator to Compare Costs

TCO Comparison Calculator for Web Applications* (Beta)

[<< Adjust Calculator Settings](#)

You could save \$166,223 per year running on AWS.



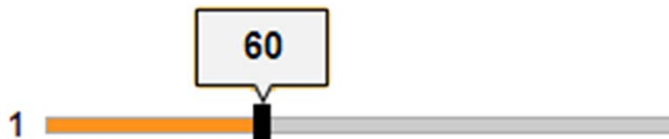
Powered By:




Take Advantage of the Pay for Use Model



Web Application Servers



Database Servers



- Configure a baseline and use autoscaling to manage usage spikes
- Schedule your servers!
 - Hint: Our backup server costs < \$1 per month
- Change your instance size
 - Installs, busy days, etc.



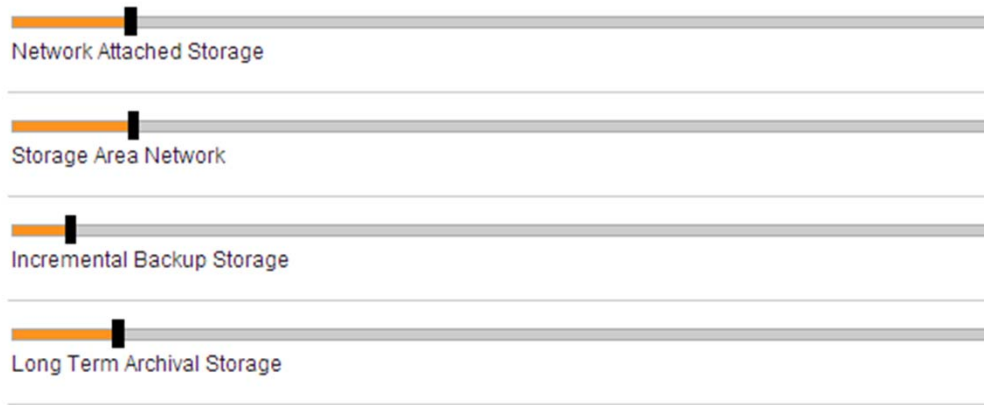
Manage Your Storage the Way You Manage Your Data



Overall Storage



Default Configuration for overall storage; adjust the sliders if you know the specifics.

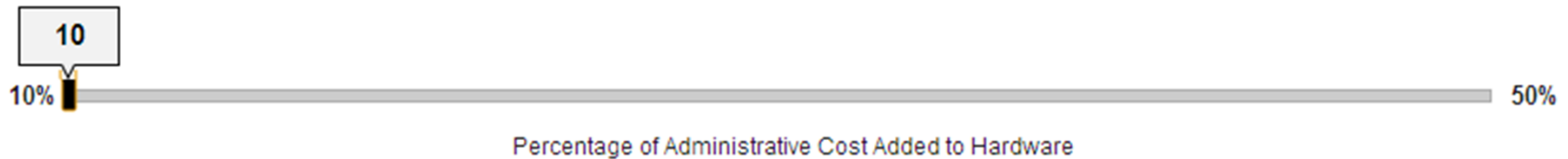


- Think of storage classes
- Use policies and scripting to move data from one class to another (e.g. hot to cold)
- Say goodbye to tape



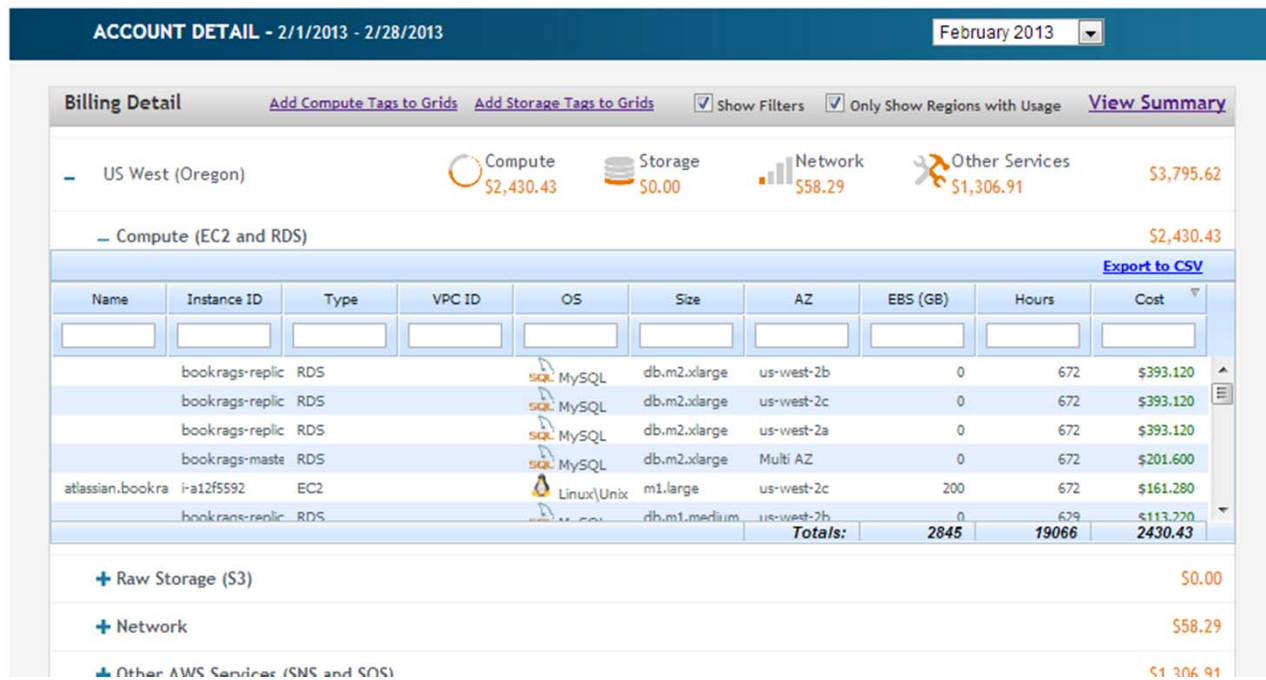
Automate Your Infrastructure

Administrative Overhead ?



- Make a template for your application
- Manage your templates in a source code repository
 - Track Changes!
- Deploy/Destroy 100s or 1,000s of servers and infrastructure with one click

Monitor Your Costs – Keep Track of Your Server Spend



Use tools like 2W Insight to track individual server spend



Where Do I start?

- R&D – Proof of Concept
 - Backup – Pilot Light or just storage
 - Development and Test Environments
 - Website Hosting
-

Thank you for your time

Keep in Touch

Kris Bliesner | kris@2ndwatch.com | www.2ndwatch.com

